

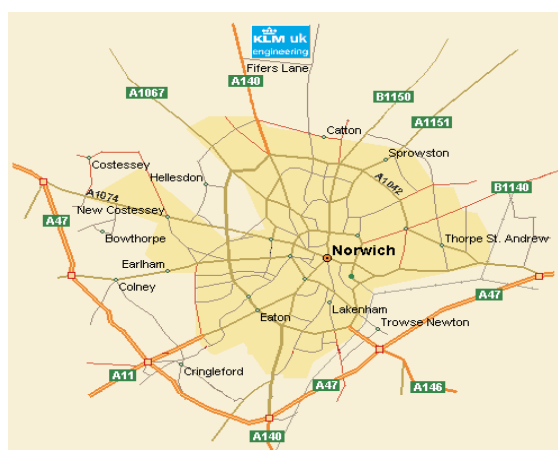
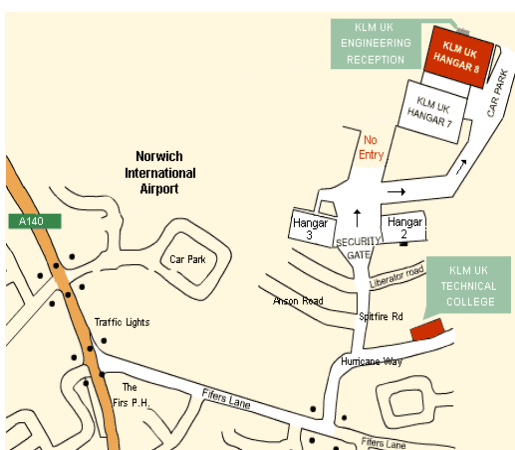


DIRECTIONS TO KLM UK ENGINEERING HANGAR 8 RECEPTION

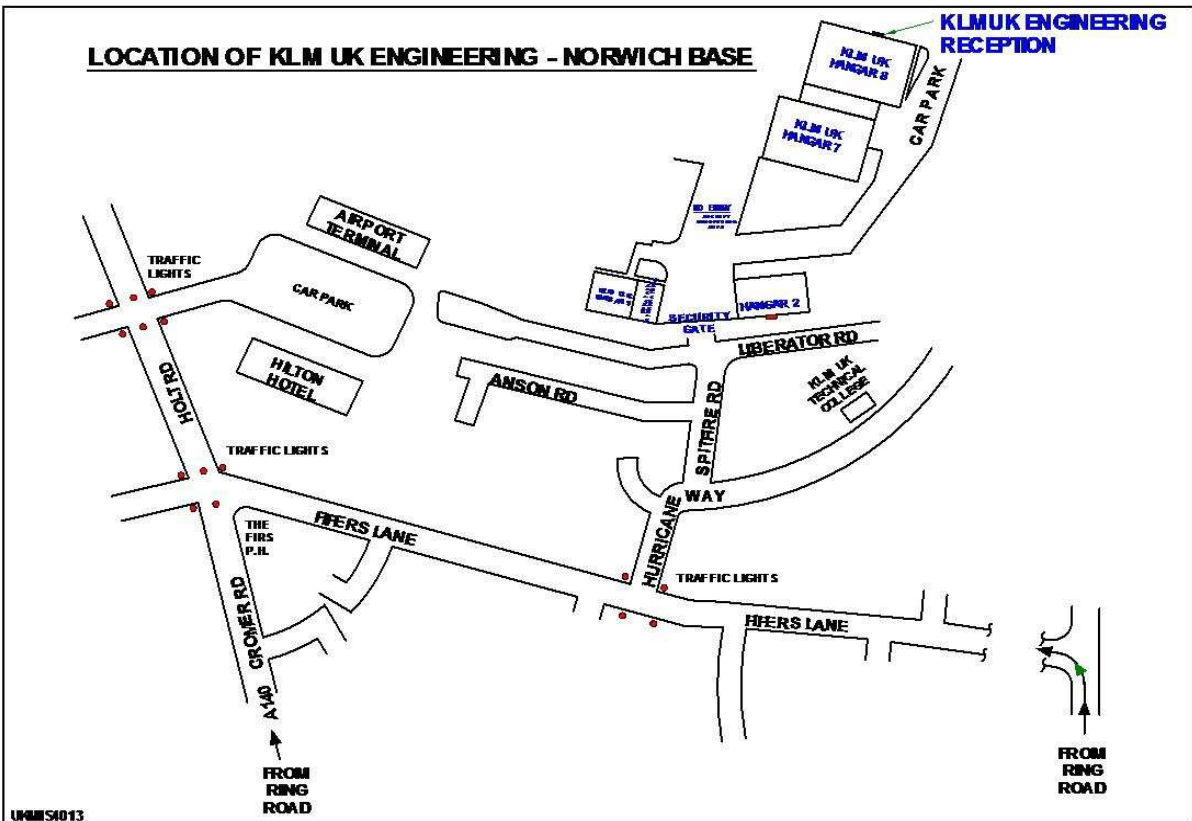
Follow directions to Norwich International Airport via Cromer Road and turn down Fifers Lane (this exit is before the Terminal entrance; alternatively you can come via Thorpe St Andrew and join Fifers Lane from the opposite direction. At the next traffic lights turn left (or right) into Hurricane Way (airport industrial estate). Take the second left onto Spitfire Road (café on the corner and Booker's cash & carry will be on your right hand side once you have driven about 80 metres), directly ahead of you (on the bend of the road) there will be a Security gate. The gate is manned and they will be expecting you, once you confirm who you are and who you are visiting, they will advise you of how to proceed and give you full directions to the reception area, where you will be able to park directly outside (next to the end of the hangar). Please remember to have photo ID on you.

Please enter the reception area which is unmanned and telephone the required extension and your host will come and collect you.

Any problems along the way please call 01603 254400 and select the relevant department.



LOCATION OF KLM UK ENGINEERING - NORWICH BASE



KLM UK Engineering Reception

